

Internship applications instructions

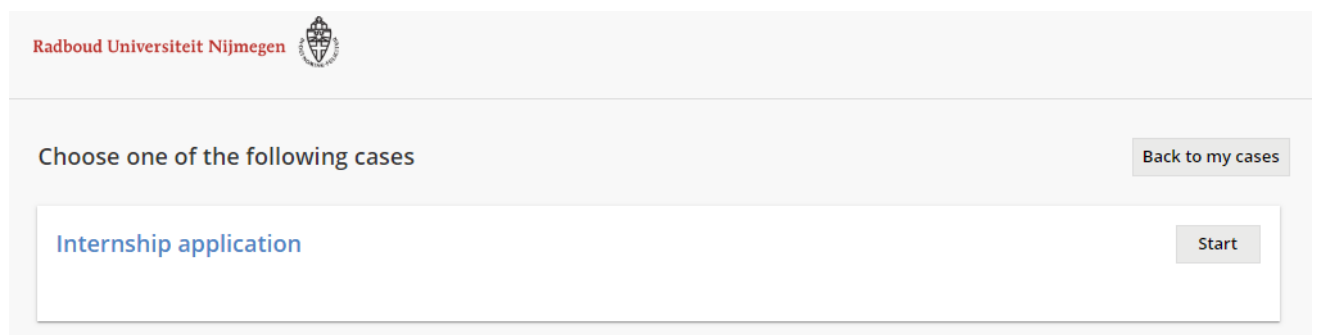
Login to Osiris as usual, go to the tab 'Cases' ('Zaken' in Dutch) and click on the button 'My cases'.




A new screen will appear. Start your Internship application by clicking the 'Start case'-button,



and then on 'Start'.



In the next form you will need to select your education programme and submit, in the next screen click 'ok'.

Radboud Universiteit Nijmegen 

Form


Jouw opleiding *

☒ B Biology

Cancel

Submit

You are now ready to fill out the intake form, click on the button 'Details' and open the form.

Radboud Universiteit Nijmegen 

My cases

Start case

Internship application

B Biology

CASE NUMBER	DATE STARTED	PROGRESS
15493	29-08-2019	<div><div></div><div></div><div></div><div></div><div></div></div>

⚠ Attention: action required!

- Waiting for submission

Details

Internship application

PROGRESS

29-08-2019



Overview

 [Internship intake form](#)

Fill out the form and click the 'Save' button. Some of the fields will be filled automatically. You can now submit the form to the Internship coordinator.

[Back to my cases](#)

Withdraw case

PROGRESS

29-08-2019




Overview

Submit

- Internship intake form

You can find the documents you filled out and follow the progress by going to Osiris-cases.

Radboud Universiteit Nijmegen 

Case details Back to my cases

Internship application Withdraw case

B Biology

CASE NUMBER	DATE STARTED	PROGRESS
15493	29-08-2019	<div><div></div><div></div><div></div><div></div></div>

Overview

Progress

- ◆ Aanmelding gestart 29-08-2019
- ◆ Aanvraag ingediend 29-08-2019
- ◆ Eerste beoordeling gereed
- ◆ Tweede beoordeling gestart
- ◆ Aanvraag beoordeeld

Documents and forms

- Internship application
- Internship intake form

If your intake form is approved you will receive an email and you will be registered for the course in Osiris.

If your intake form is not approved you will receive an email. To see the remarks and resubmit your case; follow these steps:

1) Go to your cases and click 'details'

My cases Start case

Internship application Details

M Microbiology

CASE NUMBER	DATE STARTED	PROGRESS
480205	18-01-2022	<div><div></div><div></div><div></div><div></div></div>

⚠ Attention: action required!

- Waiting for submission

2) See 'remarks' for the reason why your intake form was not approved

3) Go to 'Internship intake form', make the required changes and submit your case



Internship application

M Microbiology

CASE NUMBER	DATE STARTED	PROGRESS
480205	18-01-2022	<div><div></div><div></div><div></div><div></div></div>

Waiting for submission

Overview

Submit

Please submit the form for approval

REMARK

Please choose a different supervisor

[Internship intake form *](#)