

Study abroad outside of Europe

INFORMATION SESSION

Preparing for your exchange abroad

Monday 2 March 2026
Nataša Bračko and Beate Durlinger
International Mobility Office – Nijmegen School of Management

PLANNING YOUR EXCHANGE ABROAD

Before you leave

- application to host university, course selection, accommodation, visa, governmental services; grant application


During your semester abroad

- changing courses, problems abroad


After your semester abroad

- Transcript of Records, grant documents; other international opportunities

PLANNING YOUR EXCHANGE ABROAD



Academic progress



Living abroad

Benefits to Study Abroad



01.

Your resume gets a boost

02.

You get a new perspective

03.

You will gain problem-solving skills

04.

You can build a global network

05.

You will learn a new language



41% of NSM's alumni say that their study exchange abroad has made the most significant impact in preparing them for their future careers



Statistics about going abroad

- 99% of Radboud students who have gone abroad feel they have benefited from their experience
- 92% of Radboud students who have gone abroad are more able to adapt to and act in new situations
- 91% of students at Radboud who have gone abroad are more confident and more convinced of their own abilities
- 95% of Radboud students who have gone abroad see more value in different cultures than before their exchange, and 82% are better able to cooperate with people from other backgrounds and cultures
- 72% of graduates who went on an exchange abroad, stated that their international experience has been (very) beneficial for them in finding their first job
- Around 80% of graduates who went on an exchange abroad found their first job after graduation in less than three months
- One in five graduates who went abroad have met their life partner through their international exchange, and approximately one million babies have been born to couples who met on their Erasmus+ exchange over the past 30 years!

Sources: Erasmus+ Student Participation Report 2021-22, based on mobility within EU; Erasmus+ impact study (2019); Radboud Alumni Survey 2022

Before you leave



BEFORE YOU LEAVE

NOMINATION AT HOST UNIVERSITY

- **IMO** will nominate students for *faculty agreements (EU and non-EU)*
- **Student Life and International Mobility (SLIM)** will nominate students for *university wide agreements (non-EU)*.

Nominations are made 4-6 months before your exchange starts, also depending on when the host university accepts nominations.

After nominations are done, the host university will contact you with regard to your application.

Do NOT miss the application deadline at the host university! This will result in a cancellation of your study abroad.



BEFORE YOU LEAVE

APPLYING AT THE PARTNER UNIVERSITY

Usually needed when enrolling:

- Current, certified [Transcript of Grades](#) (through STIP).
- [Proof of registration](#) at Radboud University.
- Copy of passport (must be valid until 6 months after your exchange)
- English proficiency proof:
 - Letter regarding English proficiency, stating that you are currently following your entire education in English. (through [IMO](#)), or
 - Official English language certificate, such as IELTS, TOEFL, Cambridge, TOEIC etc.
- Other documents may be requested.

BEFORE YOU LEAVE

LEARNING AGREEMENT (LA)



Non-Erasmus+ exchange

- Contact Study Advisor for course choices: send them the required course information (link to course description etc.)
- Once your study advisor has approved your courses and made a note of this in Osiris Notes, fill out the Learning Agreement form (LA).
- Send the Learning Agreement to IMO (imo@fm.ru.nl) for signature. IMO will check if the courses on your LA correspond to the approval of the study advisor.
- Send it to host university coordinator for signature.
- Send a fully signed copy of the LA to your host university, IMO and to SLIM.



BEFORE YOU LEAVE
ARRANGING COURSES ABROAD

Learning agreement

You will have to hand in *all* of the following information/documents to your Study Advisor either by email or during a personal meeting:


- Course content
- Course goal(s)
- Course load (number of hours you need to invest in the course)

In order to check how credits abroad translate to RU credits, check the [conversion of grades and credits](#). No rights can be derived from this information.

After courses are approved, you can fill in your Learning Agreement and send it to the IMO at: imo@fm.ru.nl.

Start in time: during Summer, some partner universities close for an entire month! Staff both at RU and the partner university may be less available due to holidays.

BEFORE YOU LEAVE
GRANT OVERVIEW



International Travel Grant

€ 300,- per month (€1.200 max)

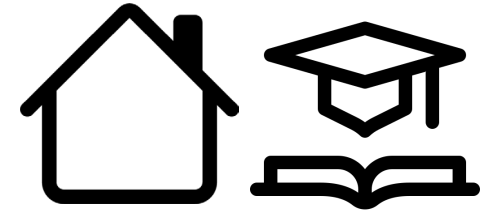
NL Scholarship (Lottery!)

€ 2.500,- max.

125 scholarships for study / internships

- USA
- Australië
- Nieuw Zeeland
- Canada
- Singapore
- Hong Kong
- Zuid-Korea
- Japan

BEFORE YOU LEAVE
MANDATORY FORMS



Learning Agreements:

- It is mandatory for every student to complete a Learning Agreement (LA) which lists the **courses** you want to take abroad. All courses need to be approved!

Grant Agreement

- This document will tell you **which grant** you are eligible for, **how much** this grant entails, and under which **terms and conditions** you will be able to receive this grant.

You will receive information from **Team Student Life and International Mobility (SLIM)** about your grant approx. in April 2026.



Please follow their instructions carefully. They will send you a Learning Agreement and a Grant Agreement form.

Check **Grants webpage** for more information and step-by-step instructions

BEFORE YOU LEAVE

Accommodation abroad

- It is your **own responsibility** to find out how to arrange your accommodation. This differs per university!
- **Start in time!** But not too early 😊
It is recommended to wait until your nomination has been confirmed and your application has been approved.
- Check the fact sheets, university website and students' reports for useful information.




BEFORE YOU LEAVE

Accommodation abroad

Sublet your room in Nijmegen
to help incoming students
find housing and enjoy their
exchange here

Bonus of **€ 350!**

Info and terms & conditions



BEFORE YOU LEAVE
CHECK YOUR OFFICIAL DOCUMENTS




IS YOUR PASSPORT STILL
VALID (LONG ENOUGH)?



ARE YOU SUFFICIENTLY
INSURED?



DO YOU NEED A VISA?




DO YOU NEED
VACCINATIONS?



TIP: MAKE A (DIGITAL) COPY OF IMPORTANT DOCUMENTS IN CASE THEY GET LOST OR STOLEN.

BEFORE YOU LEAVE
VISA



- Check in advance if you need a visa. For EU/EER countries, it is usually not necessary.
- Students going to the UK, check [Student exchange to the UK](#)
- A visa has to be arranged by yourself.
- Start your visa application in time!





BEFORE YOU LEAVE

TEMPORARILY ABROAD – DUTCH GOVERNMENTAL SERVICES

[Website Dutch Government: “Tijdelijk naar het buitenland” \(Study Finance Information\)](#)

Public transport Card (*OV-kaart*)

- You can get a refund for your Public Transport Card for the months that you study abroad. Refund only counts for full months!
- SLIM will automatically provide you with a pre-signed and stamped DUO form to cancel your card after you have sent them your signed Grant Agreement.
- Complete and sign this DUO form and submit it to DUO yourself.
- Make sure you (temporarily) stop your Public Transport Card before you leave. If you don't, you will not get a refund.





TEMPORARILY ABROAD – DUTCH GOVERNMENTAL SERVICES

Website Dutch Government: “Tijdelijk naar het buitenland”

Temporarily living abroad – “beurs voor uitwonenden”

- You can get an additional governmental grant if you are still living at home with your parents. This grant is only allocated for full months!
- Register everything correctly through MijnDUO. (follow [these steps](#))
- [SLIM](#) will provide you with a signed and stamped DUO form ‘verklaring onderwijsinstelling’ upon request! Contact them yourself if you wish to use this.
- Complete and sign this DUO form and submit it to DUO yourself.

BEFORE YOU LEAVE

GOVERNMENTAL TRAVEL ADVICE AND INFORMATION SERVICES



Dutch Ministry of Foreign Affairs

Offers information on :

- Travel advice (safety guidelines by colour codes)
- Travel checklists
- Bringing medication abroad
- What you can bring back to NL

Register for country of destination for push notifications and emails regarding the security situation in host country

<https://www.nederlandwereldwijd.nl/reisadvies>



BEFORE YOU LEAVE **USEFUL INFORMATION**

Radboud Going Abroad website

Information on grants, guidelines, calamities abroad, conversion of grades, etc.

Includes a really useful checklist!

Tips and tricks from other Radboud students

Take a look at students' reports to get an impression of what you can expect during your studies broad.

Get in touch with other students studying at the same university:

IMO and SLIM will send you the contact details of other students studying at the same university during the same semester.

Please note that contact details will only be shared with permission, given in the study abroad application in Osiris.





During your semester abroad

DURING YOUR SEMESTER ABROAD

LEARNING AGREEMENT - CHANGE FORM



Need to change your courses?

Discuss your desired course changes with your Study Advisor for approval.

Please send the following info on the new course to your study advisor:

- Course content
- Course goal(s)
- Course Literature (used in the course)
- Course load (number of hours you need to invest in the course)

Follow the instructions for filling out an LA.



DURING YOUR SEMESTER ABROAD

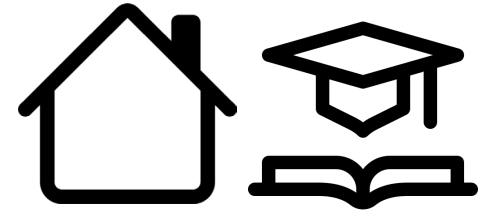
LEARNING AGREEMENT – CHANGE FORM

Non-Erasmus+ exchange

- Send your desired course changes by email to your study advisor.
- Once the new courses / changes are approved by your study advisor, fill out a Change Form.
- Send the Change Form to IMO (imo@fm.ru.nl) for signature.
- Send to host university coordinator for signature.
- Send a fully signed copy to your host university, [IMO](#) and to Studentexchange@ru.nl

DURING YOUR SEMESTER ABROAD

ISSUES WHILE ABROAD



If you encounter unforeseen circumstances that could negatively influence your study abroad (health problems, accident, family matters, etc.), please communicate about this!

Contact your study advisor, a student counselor or the IMO and ask for help.

If there are issues regarding your host university: contact the International Office of your host university. In severe cases, you can contact the IMO at NSM.

after your semester abroad





AFTER YOUR SEMESTER ABROAD

Transcript of Records

Upon your return:

- **Send** your Transcript of Records to both:
the IMO (imo@fm.ru.nl)
and SLIM (studentexchange@ru.nl)*
- The IMO will **forward** your transcript to the student administration office at NSM
- Grades and credits will be **converted** and added to Osiris.

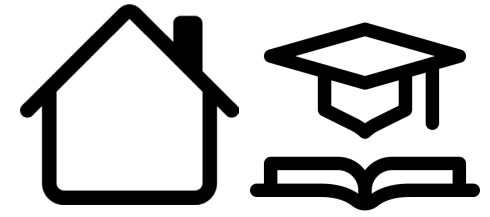
Without the Transcript of Records you will not be able to get your credits, nor the last installment of your grant!

**By the time you are back it will probably be necessary to upload your ToR into Osiris to complete your grant request.*

Radboud University



AFTER YOUR SEMESTER ABROAD
STAY INVOLVED



If you want to stay involved in the international community, we recommend the following:

- Become a Buddy for an international student.
- Join the Erasmus Student Network ESN.
- Become a mentor for Radboud International Students (RIS).



Radboud Go abroad week – spring edition: 13-17 April

This week is specifically aimed at all students going abroad in the 2026-2027 academic year, who have received an invite per email.

SLIM is offering a number of information sessions and workshops for your preparations for going abroad.

PROGRAMME – SESSIONS:

Radboud Go Abroad Week | Radboud University (ru.nl)

The programme will be announced shortly.

Enjoy your stay abroad!





QUESTIONS?

