




# Grading table for the WiNSt – Physics&Astronomy internships – August 2023 ; LAB VERSION

A background document explaining the different grades can be found [here](#)

		Elements	F	P	G	E	Comments & grade (0 → 10)
<b>INTERSHIP PERFORMANCE</b>	<b>TOTAL: 50%</b>	Understanding and application of the scientific literature					<b>Scientific comprehension – 20%</b> <input type="checkbox"/>
		Comprehension of the scientific goals and motivation					
		Comprehension/application of internship-related scientific theory					
		Development of internship-related scientific knowledge (e.g. techniques, methods, approximations)					<b>Methods &amp; implementation – 50 %</b> <input type="checkbox"/>
		Critical thinking throughout the internship					
		Presence and participation					<b>Participation – 25 %</b> <input type="checkbox"/>
		Project management	0	½	1		<b>5 %</b>
		<b>Assessment of Internship Performance</b>					<input type="checkbox"/>
<b>PRESENTATION</b>	<b>TOTAL: 20%</b>	Scientific language and quality of verbal presentation					<b>Presentation quality – 20 %</b> <input type="checkbox"/>
		Design and visual presentation					
		Motivation including scientific literature and background knowledge					<b>Presentation content – 60 %</b> <input type="checkbox"/>
		Approach (“how”) e.g. methods, techniques, modeling, approximations					
		Presentation of internship results					
		Conclusion and outlook					
		Understanding and concise/precise answering of questions					<b>Question/Answer – 15 %</b> <input type="checkbox"/>
Citations and referencing	0	½	1		<b>5%</b>		
		<b>Assessment of the Presentation</b>					<input type="checkbox"/>
<b>WRITTEN THESIS</b>	<b>TOTAL: 30%</b>	Literature overview					<b>Introduction – 20 %</b> <input type="checkbox"/>
		Introduction including the scientific motivation of the project					
		Approach (“how”) e.g. methods, techniques, modeling, approximations					<b>Scientific results – 55 %</b> <input type="checkbox"/>
		Presentation of internship results					
		Presentation of scientific data (e.g. figures, errors, notation, etc.)					
		Conclusion and outlook					<b>Conclusion – 10%</b> <input type="checkbox"/>
		Design and layout					<b>Writing quality – 10%</b> <input type="checkbox"/>
		Language including scientific language and grammar					
Information is properly referenced	0	½	1		<b>5%</b>		
		<b>Assessment of the Thesis</b>					<input type="checkbox"/>

↓ **Final Grade & Comments** ↓

For grades ≥ 8.0, please provide additional justification