




Grading table for Physics & Astronomy; **LAB VERSION**

[background document explaining the different grades](#)

studentnumber:

studentname:

name assessor:

Elements		F	P	G	E	Grade (0 → 10)
<b>INTERSHIP PERFORMANCE</b> TOTAL: 50%	Understanding and application of the scientific literature					<b>Scientific comprehension – 20%</b> <input type="checkbox"/>
	Comprehension of the scientific goals and motivation					
	Comprehension/application of internship-related scientific theory					
	Development of internship-related scientific knowledge (e.g. techniques, methods, approximations)					<b>Methods &amp; implementation – 50 %</b> <input type="checkbox"/>
	Critical thinking throughout the internship					
	Presence and participation					<b>Participation – 25 %</b> <input type="checkbox"/>
	Project management	0	½	1		<b>5 %</b>
 <b>Assessment of Internship Performance</b>					<input type="checkbox"/>	
<b>PRESENTATION</b> TOTAL: 20%	Scientific language and quality of verbal presentation					<b>Presentation quality – 20 %</b> <input type="checkbox"/>
	Design and visual presentation					
	Motivation including scientific literature and background knowledge					<b>Presentation content – 60 %</b> <input type="checkbox"/>
	Approach (“how”) e.g. methods, techniques, modeling, approximations					
	Presentation of internship results					
	Conclusion and outlook					<b>Question/Answer – 15 %</b> <input type="checkbox"/>
	Understanding and concise/precise answering of questions					
Citations and referencing	0	½	1		<b>5%</b>	
 <b>Assessment of the Presentation</b>					<input type="checkbox"/>	
<b>WRITTEN THESIS</b> TOTAL: 30%	Literature overview					<b>Introduction – 20 %</b> <input type="checkbox"/>
	Introduction including the scientific motivation of the project					
	Approach (“how”) e.g. methods, techniques, modeling, approximations					<b>Scientific results – 55 %</b> <input type="checkbox"/>
	Presentation of internship results					
	Presentation of scientific data (e.g. figures, errors, notation, etc.)					
	Conclusion and outlook					<b>Conclusion – 10%</b> <input type="checkbox"/>
	Design and layout					<b>Writing quality – 10%</b> <input type="checkbox"/>
	Language including scientific language and grammar					
Information is properly referenced	0	½	1		<b>5%</b>	
 <b>Assessment of the Thesis</b>					<input type="checkbox"/>	

↓ **Final Grade & Comments** ↓

For grades ≥ 8.0, please provide additional justification