




Grading table for Physics & Astronomy; **LAB VERSION**

[background document explaining the different grades](#)

studentnumber:

studentname:

name assessor:

Elements		F	P	G	E	Grade (0 → 10)
INTERSHIP PERFORMANCE TOTAL: 50%	Understanding and application of the scientific literature					Scientific comprehension – 20% <input type="checkbox"/>
	Comprehension of the scientific goals and motivation					
	Comprehension/application of internship-related scientific theory					
	Development of internship-related scientific knowledge (e.g. techniques, methods, approximations)					Methods & implementation – 50 % <input type="checkbox"/>
	Critical thinking throughout the internship					
	Presence and participation					Participation – 25 % <input type="checkbox"/>
	Project management	0	½	1		5 %
 Assessment of Internship Performance					<input type="checkbox"/>	
PRESENTATION TOTAL: 20%	Scientific language and quality of verbal presentation					Presentation quality – 20 % <input type="checkbox"/>
	Design and visual presentation					
	Motivation including scientific literature and background knowledge					Presentation content – 60 % <input type="checkbox"/>
	Approach (“how”) e.g. methods, techniques, modeling, approximations					
	Presentation of internship results					
	Conclusion and outlook					Question/Answer – 15 % <input type="checkbox"/>
	Understanding and concise/precise answering of questions					
Citations and referencing	0	½	1		5%	
 Assessment of the Presentation					<input type="checkbox"/>	
WRITTEN THESIS TOTAL: 30%	Literature overview					Introduction – 20 % <input type="checkbox"/>
	Introduction including the scientific motivation of the project					
	Approach (“how”) e.g. methods, techniques, modeling, approximations					Scientific results – 55 % <input type="checkbox"/>
	Presentation of internship results					
	Presentation of scientific data (e.g. figures, errors, notation, etc.)					
	Conclusion and outlook					Conclusion – 10% <input type="checkbox"/>
	Design and layout					Writing quality – 10% <input type="checkbox"/>
	Language including scientific language and grammar					
Information is properly referenced	0	½	1		5%	
 Assessment of the Thesis					<input type="checkbox"/>	

↓ **Final Grade & Comments** ↓

For grades ≥ 8.0, please provide additional justification