




Grading table for Physics & Astronomy; **non-LAB VERSION**

[background document explaining the different grades](#)

studentnumber:

studentname:

name assessor:

		Elements	F	P	G	E	Grade (0 → 10)		
INTERSHIP PERFORMANCE	TOTAL: 50%	<i>Understanding and application of the scientific literature</i>					Scientific comprehension – 20% <input type="checkbox"/>		
		<i>Comprehension of the scientific goals and motivation</i>							
		<i>Comprehension/application of internship-related scientific theory</i>							
				<i>Development of internship-related scientific knowledge (e.g. techniques, methods, approximations)</i>					Methods & implementation – 65 % <input type="checkbox"/>
				<i>Critical thinking throughout the internship</i>					
				<i>Presence and participation</i>					Participation – 10 % <input type="checkbox"/>
				<i>Project management</i>	0	½	1		5 %
		Assessment of Internship Performance					<input type="checkbox"/>		
PRESENTATION	TOTAL: 20%	<i>Scientific language and quality of verbal presentation</i>					Presentation quality – 20 % <input type="checkbox"/>		
		<i>Design and visual presentation</i>							
				<i>Motivation including scientific literature and background knowledge</i>					Presentation content – 60 % <input type="checkbox"/>
				<i>Approach (“how”) e.g. methods, techniques, modeling, approximations</i>					
				<i>Presentation of internship results</i>					
				<i>Conclusion and outlook</i>					Question/Answer – 15 % <input type="checkbox"/>
				<i>Understanding and concise/precise answering of questions</i>					
		<i>Citations and referencing</i>	0	½	1		5%		
		Assessment of the Presentation					<input type="checkbox"/>		
WRITTEN THESIS	TOTAL: 30%	<i>Literature overview</i>					Introduction – 20 % <input type="checkbox"/>		
		<i>Introduction including the scientific motivation of the project</i>							
				<i>Approach (“how”) e.g. methods, techniques, modeling, approximations</i>					Scientific results – 55 % <input type="checkbox"/>
				<i>Presentation of internship results</i>					
				<i>Presentation of scientific data (e.g. figures, errors, notation, etc.)</i>					
				<i>Conclusion and outlook</i>					Conclusion – 10% <input type="checkbox"/>
				<i>Design and layout</i>					Writing quality – 10% <input type="checkbox"/>
				<i>Language including scientific language and grammar</i>					
		<i>Information is properly referenced</i>	0	½	1		5%		
		Assessment of the Thesis					<input type="checkbox"/>		

↓ **Final Grade & Comments** ↓

For grades ≥ 8.0, please provide additional justification