


Pilot Internship applications for internships NWI-NM078D and NWI-NM086F - Instructions

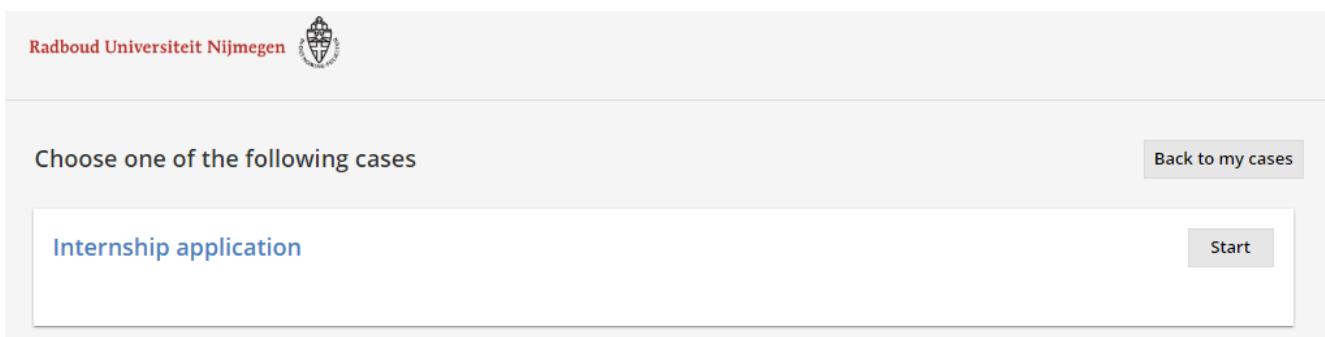
Login to Osiris as usual, go to the tab 'Cases' ('Zaken' in Dutch) and click on the button 'My cases'.



A new screen will appear. Start your Internship application by clicking the 'Start case'-button,

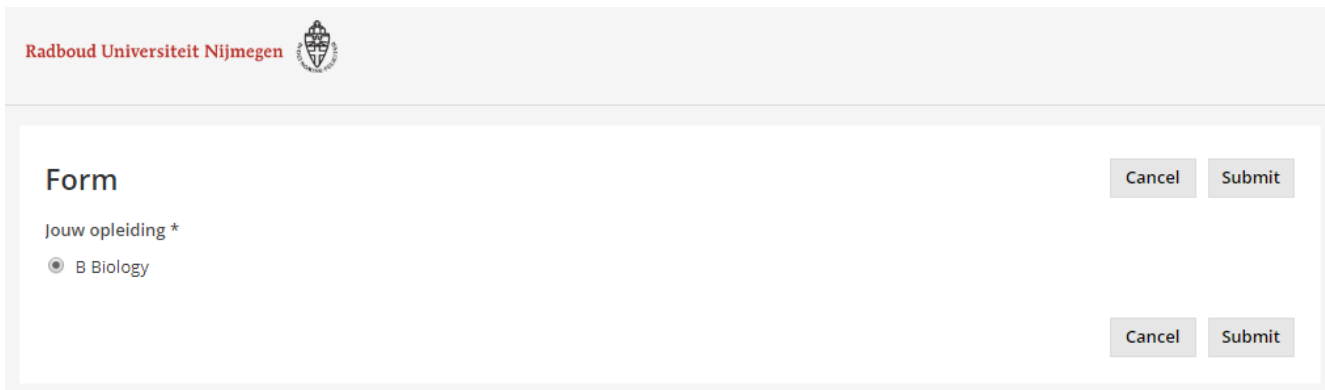


and then on 'Start'.



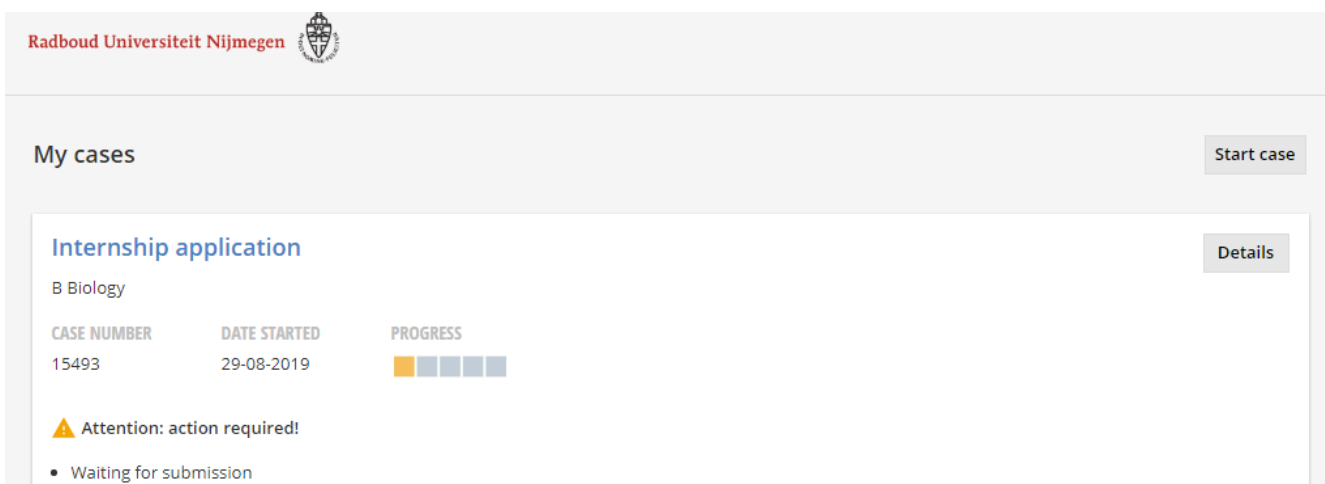
Werkinstructies

In the next form you will need to select your education programme and submit, in the next screen click 'ok'.



The screenshot shows a web interface for Radboud University Nijmegen. At the top left, it says "Radboud Universiteit Nijmegen" with the university logo. The main content area is titled "Form". Below the title, there is a label "Jouw opleiding *" and a radio button selection for "B Biology". To the right of the form, there are two "Cancel" and "Submit" buttons, one above the other.

You are now ready to fill out the intake form, click on the button 'Details' and open the form.




The screenshot shows a "My cases" dashboard. At the top left, it says "Radboud Universiteit Nijmegen" with the university logo. The main content area is titled "My cases". Below the title, there is a "Start case" button. The main content area contains a card for an "Internship application" for "B Biology". The card displays the following information:

CASE NUMBER	DATE STARTED	PROGRESS
15493	29-08-2019	<div style="width: 25%; background-color: #ffc107;"> </div>

Below the table, there is a warning icon and the text "Attention: action required!". Below that, there is a list item: "• Waiting for submission". To the right of the card, there is a "Details" button.

Werkinstructies

Radboud Universiteit Nijmegen 

Case details


Internship application

B Biology


CASE NUMBER	DATE STARTED	PROGRESS
15493	29-08-2019	<div style="display: inline-block; width: 20px; height: 10px; background-color: #ffc107;"></div> <div style="display: inline-block; width: 20px; height: 10px; background-color: #6c757d;"></div> <div style="display: inline-block; width: 20px; height: 10px; background-color: #6c757d;"></div> <div style="display: inline-block; width: 20px; height: 10px; background-color: #6c757d;"></div>

⚠ Waiting for submission Overview

Please submit the form for approval

 [Internship intake form](#)

Fill out the form and click the 'Save' button. Some of the fields will be filled automatically. You can now submit the form to the Internship coordinator.

Radboud Universiteit Nijmegen 

Case details

[Back to my cases](#)

Internship application

[Withdraw case](#)


B Biology

CASE NUMBER	DATE STARTED	PROGRESS
15493	29-08-2019	<div style="display: inline-block; width: 20px; height: 10px; background-color: #ffc107;"></div> <div style="display: inline-block; width: 20px; height: 10px; background-color: #6c757d;"></div> <div style="display: inline-block; width: 20px; height: 10px; background-color: #6c757d;"></div> <div style="display: inline-block; width: 20px; height: 10px; background-color: #6c757d;"></div>

⚠ Waiting for submission Overview


[Submit](#)

Please submit the form for approval

 [Internship intake form](#)

You can find the documents you filled out and follow the progress by going to Osiris-cases.

Werkinstructies


Radboud Universiteit Nijmegen 

Case details

[Back to my cases](#)






Internship application

B Biology [Withdraw case](#)



CASE NUMBER	DATE STARTED	PROGRESS
15493	29-08-2019	

Overview

Progress

-  Aanmelding gestart 29-08-2019
-  Aanvraag ingediend 29-08-2019
-  Eerste beoordeling gereed
-  Tweede beoordeling gestart
-  Aanvraag beoordeeld

Documents and forms

-  [Internship application](#)
-  [Internship intake form](#)