



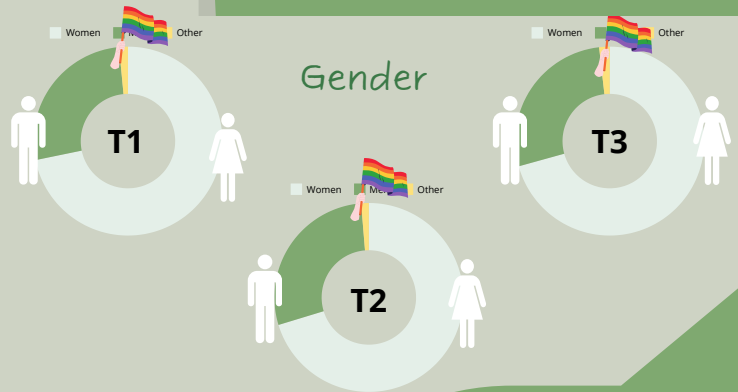
Study experience OF STUDENTS

During the Healthy Student Life project 9978 Radboud University students participated at least once in the questionnaire. Specifically:

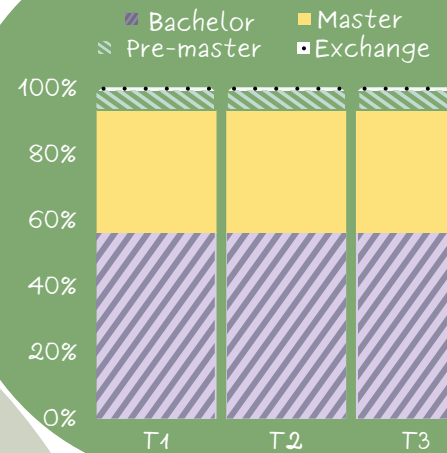
- T1 October 2021: 4902
- T2 May-July 2022: 4431
- T3 May-July 2023: 5214

Who?

Average age at all timepoints: 23 years



Type of student



How do students rate **social safety** at Radboud University?



% Socially unsafe?

T1 8,03 4%

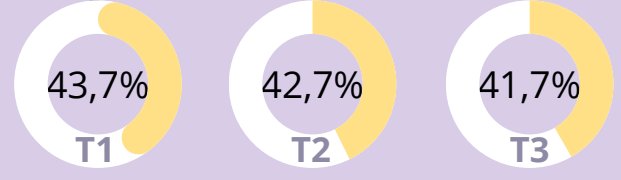
T2 8,10 3%

T3 8,10 3%

STUDY-LIFE BALANCE



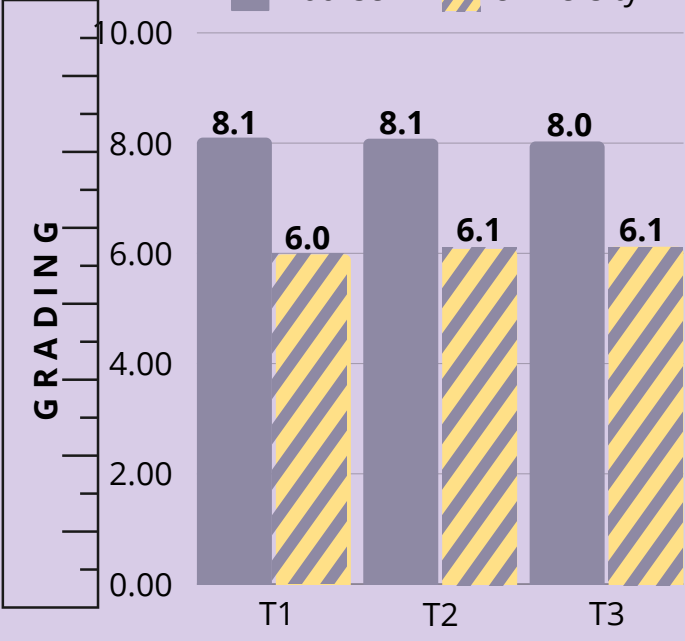
Negative influence of study load on private life



PERFORMANCE PRESSURE

experienced from:

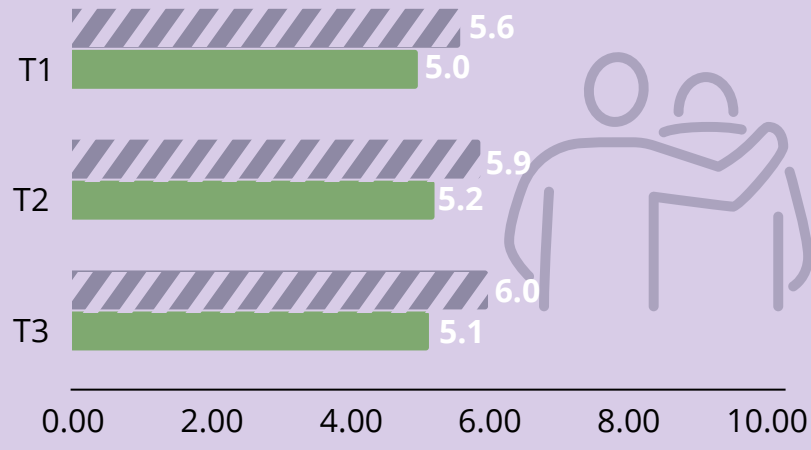
■ Yourself ▨ University



SOCIAL SUPPORT

experienced from:

▨ Fellow students ■ Teachers



STUDY LOAD

due to:

