



National Alumni Survey **2023**

National Alumni Survey

2023

The **National Alumni Survey** is a nationwide survey conducted once every two years among alumni who graduated about a year and a half ago. The survey maps out the positions that alumni hold in the job market and examines how they look back on the Master's programmes that they completed.


This infographic presents the most important results of the 2023 National Alumni Survey, in which alumni who graduated between October 2021 and October 2022 were surveyed.

The results are described in detail for each faculty and study programme and can be consulted using [this interactive dashboard](#).

Respondents

736

**Radboud University
alumni**
took part in the survey



which is equivalent to

22.9%

of the **total** number of alumni and also the second highest response percentage of all universities



Radboud University believes that it is important to provide space for students to explore their career options after studying. We have therefore chosen to invest heavily in this area. **Radboud Career Service** offers various forms of **guidance** on the topics 'getting to know yourself', 'exploring your career options', 'gaining experience' and 'finding your job'. In addition, dozens of **workshops** and **events** are offered every year in both Dutch and English in cooperation with external partners and employers. Radboud Career Service also offers an **e-learning module** on Brightspace and all students have the opportunity to make an **individual appointment** with a faculty career officer.

From the next academic year onwards, students will also be able to use the **JobTeaser vacancy platform** to get in touch with employers who are interested in Radboud talent. Finally, the study choice and career counsellors offer monthly training sessions and more extensive **guidance programmes** for students who need extra support.

GENERAL
Internship

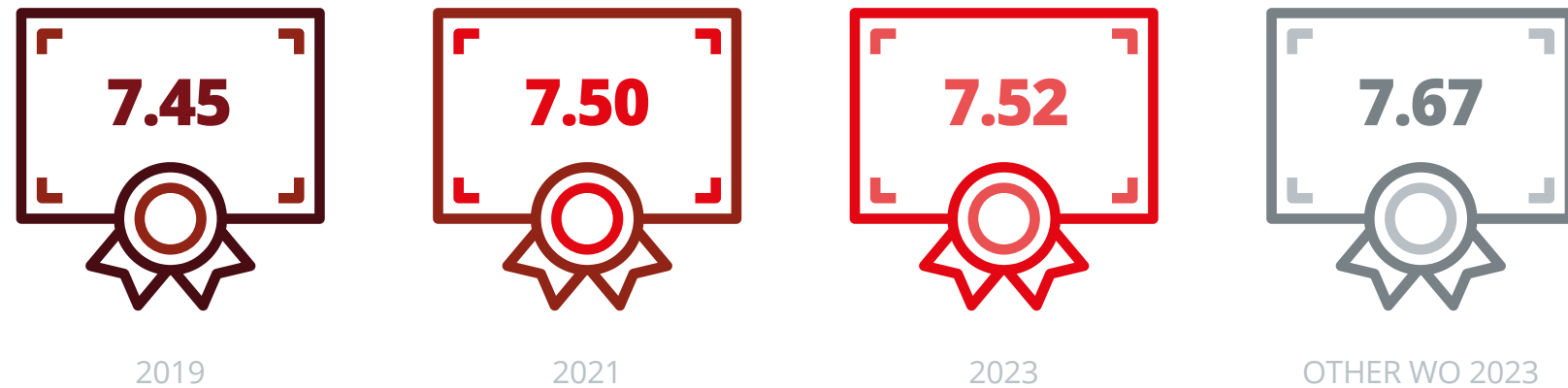
Did you do one or more internship(s) as part of your university Master's programme?

	2019	2021	2023	Other WO 2023
Internship in the Netherlands	69%	63%	65%	48%
Internship outside the Netherlands	18%	12%	6%	8%
No internship	26%	32%	32%	46%

Just like two years ago, the number of Radboud University alumni who undertook **internships during their Master's programme** was significantly higher than the national average. Alumni from the **FoL** (32%) and **NSM** (39%) were the least likely to do internships. Those from the **FMS** (96%) and the **FoS** (87%) were the most likely to do so, of whom 18% and 12%, respectively, did so abroad. Alumni of the **FSS** also often took internships (78%). Over the years, the number of internships abroad has declined at Radboud University.

GENERAL
Obtained grade Master's programme

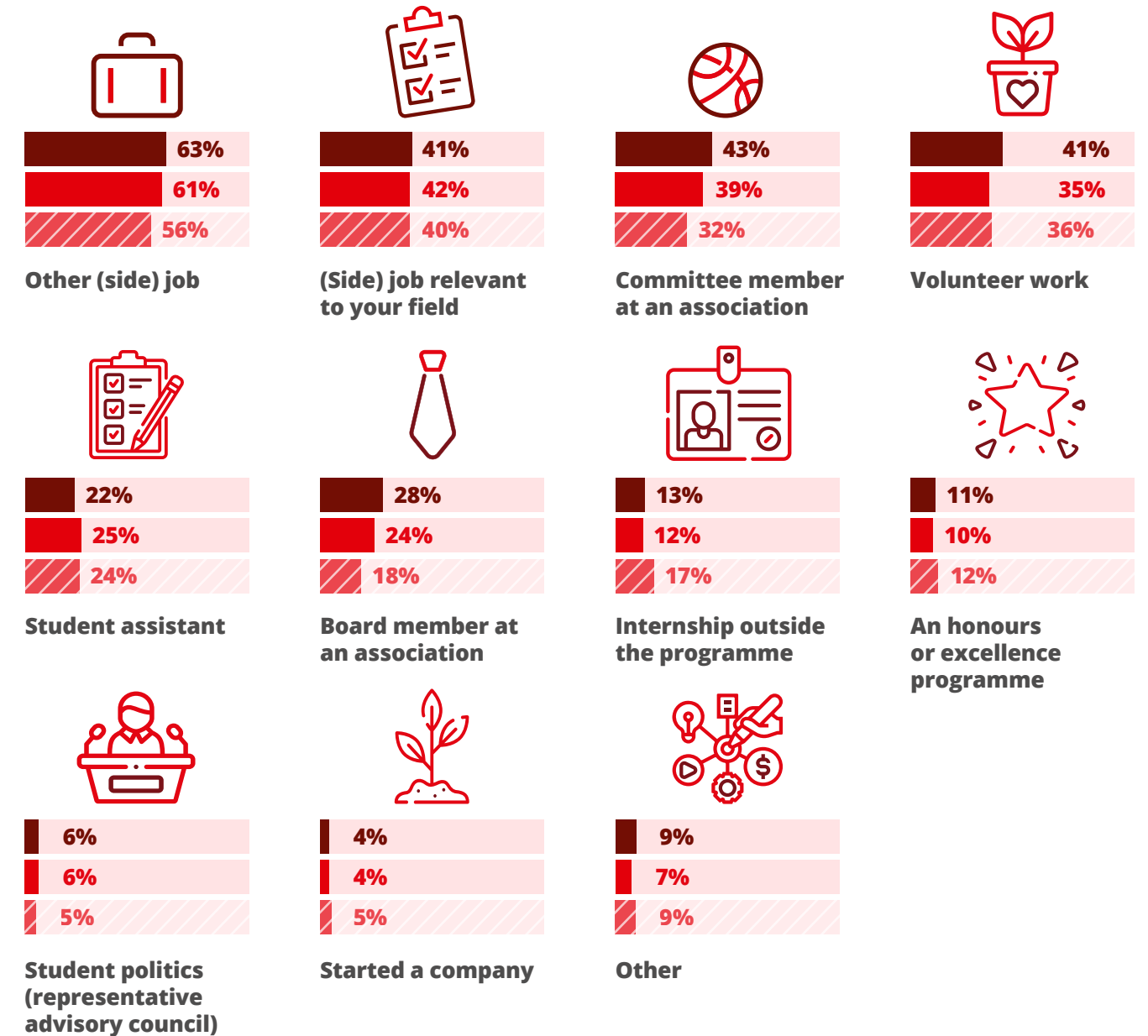
On average, Radboud alumni obtained a mark of 7.52 for their Master's programmes; slightly lower than the national average (7.67). Alumni from the **FMS** (7.30) reported the lowest marks on average; those from the **FoS** (7.75) and the **FPTR** (7.70) reported the highest.



GENERAL
Extracurricular activities

Which extracurricular activities did you do as a student in higher education?

● 2021 ● 2023 ● Other WO 2023



94% of Radboud alumni did **something in addition to their studies** during their study programme. The most common activity by far was **having a side job and/or belonging to a study association**. Alumni from the **FMS** and **FSS** most often did side jobs relevant to their own field.

JOB MARKET

Working population

	2019	2021	2023	Overig WO 2023
Paid work for ≥ 1 hour per week (European definition)	95.7%	97.9%	96.6%	95.4%
Paid work for ≥ 12 hour per week (CBS definition)	95.5%	97.9%	95.5%	94.9%

Radboud alumni are **more likely to be in paid employment** 1.5 years after graduation than the national average. However, we do see that the percentage of alumni in paid employment has **decreased slightly** compared to the 2021 survey, which is also the case nationally. For all faculties, the percentage of alumni in paid employment is well above 90%, except for the **FPTR** (<80%).

Despite the slight decrease, Radboud alumni from the more recent graduating cohorts are more likely to be in paid employment than earlier cohorts: after a steep rise in unemployment in the middle of the previous decade, **the job market has improved considerably in recent years and the labour position of our alumni remains stable.**

JOB MARKET

Main indicators of employed alumni

	2019	2021	2023	Other WO 2023
Percentage of alumni with a full-time employment	74%	78%	74%	80%
Percentage of alumni with a permanent employment contract	34%	37%	43%	44%
Average amount of weekly working hours	36.5	37.8	37.7	38.7
Average gross monthly income (€)	€ 2943	€ 3141	€ 3540	€ 3689
Average gross hourly income (€)	€ 18.6	€ 19.5	€ 22.0	€ 21.8

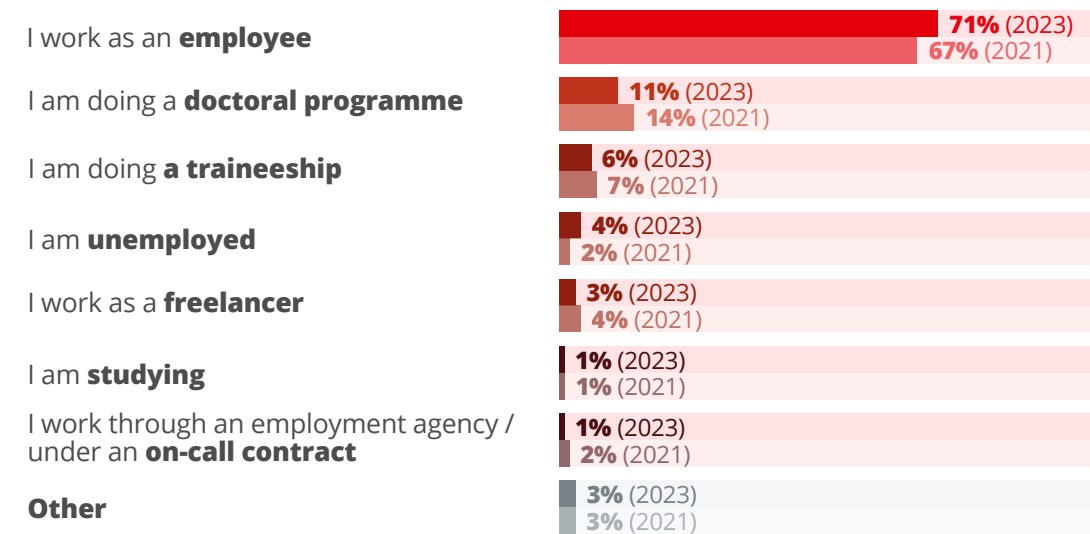
The job market has been stably positive for a longer time, as evidenced by some key indicators of alumni in paid employment. Three-quarters of alumni have full-time jobs and they are more likely to have permanent contracts, work many hours per week on average and earn more than in previous years.

On average, alumni from the **FoA** and **FSS** score slightly lower on the key indicators; by contrast, those from the **FMS** score the highest by far, especially when it comes to income. Almost all alumni from the **FoL** have full-time jobs.

CURRENT POSITION

Employment

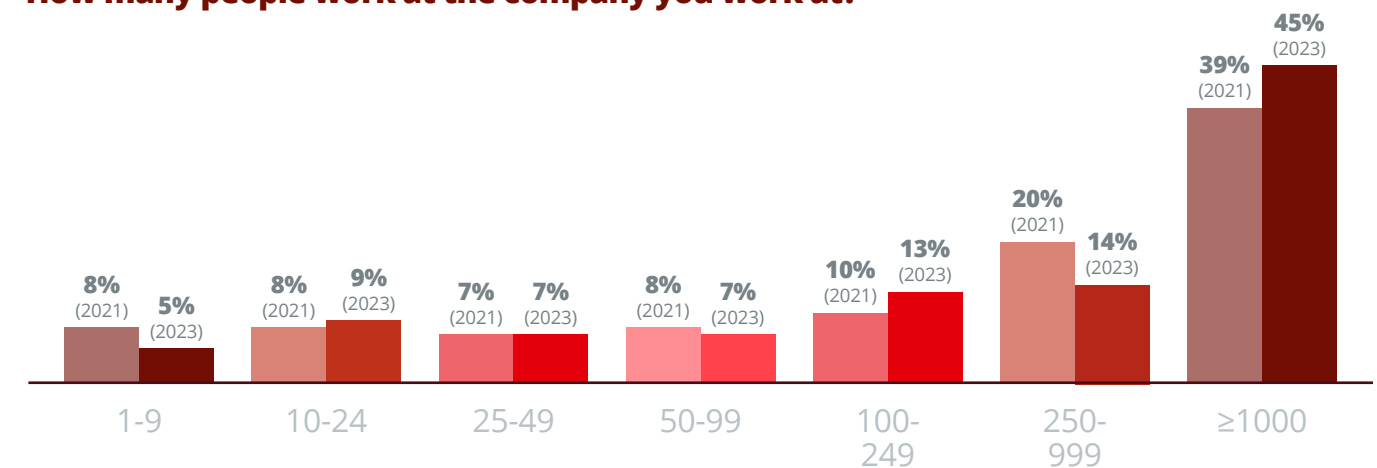
What best describes your current situation?



CURRENT POSITION

Company size

How many people work at the company you work at?

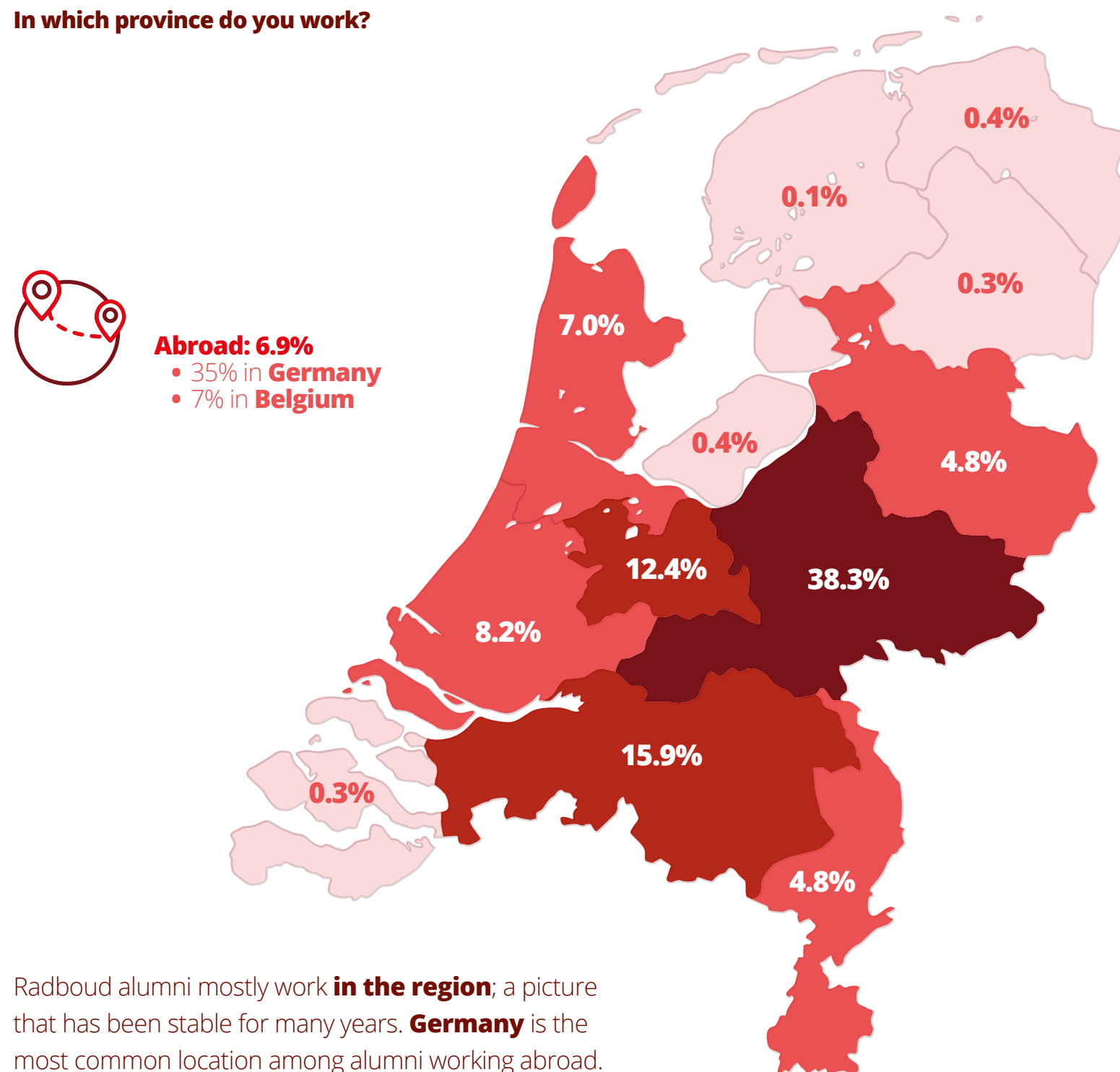


The vast majority of Radboud alumni increasingly work at large companies; especially those from the **FMS** and the **FoS**.

CURRENT POSITION

Company location

In which province do you work?



Radboud alumni mostly work **in the region**; a picture that has been stable for many years. **Germany** is the most common location among alumni working abroad.

CURRENT POSITION

Satisfaction

How satisfied are you with your current job and the work?

average on a scale of 1-5

	2021	2023	Other WO 2023
The nature of the work	4.01	4.00	3.97
The extent to which the job matches your personal skills	3.95	3.98	3.94
The opportunities for personal development in your current job/work	3.87	3.89	3.88
The other employment benefits	3.88	3.82	3.79
The career opportunities in your job and the work it entails	3.78	3.78	3.80
Your income , in view of the work and the position	3.71	3.67	3.62
The extent to which the job matches the skills you developed during your university Master's programme	3.61	3.60	3.61
The extent to which the job matches what you learned during your university Master's programme	3.51	3.49	3.49

On average, Radboud alumni are satisfied or very satisfied with the jobs they hold 1.5 years after graduating. They are most satisfied with the **type of work** they are doing and least satisfied with the **extent to which their job matches the knowledge or skills they gained during their Master's programme at the university**.

Across the board, alumni from the **FMS** are the most satisfied with their jobs, in particular when it comes to **income** and the extent to which **their job matches the knowledge or skills they gained during their study programmes**; two factors that score the lowest overall on a **Radboud-wide** scale. Alumni from the **FoA** and **FoL** give the job alignment with the skills learnt in their programme a lower score on average than alumni across the RU.

MASTER'S PROGRAMME

Satisfaction with aspects Master's programme

To what extent are you satisfied with the following aspects of your Master's education?

	2019	2021	2023	Other WO 2023
(Far) too little interdisciplinarity	-	51%	52%	48%
(Far) too much focus on theory	39%	45%	44%	44%
(Far) too little international orientation	37%	45%	44%	32%
(Far) too little depth	21%	28%	27%	31%
(Far) too little uniformity	17%	23%	21%	19%
(Far) too low level of difficulty	11%	18%	15%	18%

These are the most striking differences per faculty:

- Alumni from the **FSS** (61%) are the most likely to feel that their study programmes were **not sufficiently interdisciplinary**.
- Alumni from the **NSM** (65%) and the **FoL** (64%) are the most likely to feel that their study programmes were **too theoretical**; alumni from the **FMS** are the least likely to feel this (11%).
- Alumni from the **FMS** (60%) and the **FSS** (51%) are the most likely to feel that there was **too little international orientation**.
- Alumni from the **FSS** (34%) are the most likely to feel that there was **too little depth** in their study programmes; alumni from the **FoL** are the least likely to do so (16%).
- Alumni from the **FoS** (31%) and the **FPTR** (37%) are the most likely to feel that there was **too little consistency** in their study programmes; this is rarely the case for alumni from the **FoL** (9%).
- Alumni from the **FoL** and **NSM** (both 19%) are the most likely to find their study programmes **not challenging enough**; alumni from the **FoL** (5%) are the least likely to do so.

To what extent does your university Master's programme provide a good basis...

% to a (very) large extent

	2019	2021	2023	Other WO 2023
... for further developing knowledge and skills?	73%	74%	76%	70%
... for entering the job market ?	54%	59%	66%	59%

An increasing number of Radboud alumni find that their Master's programmes are **a good foundation for job hunting**; this number is also higher than the national average. Alumni from the **NSM** (81%) and the **FoL** (88%) in particular are very satisfied with how their study programmes served as a foundation, while alumni from the **FoA** (41%) and the **FPTR** (27%) are more critical about this.

MASTER'S PROGRAMME

Career orientation

How satisfied are you with the following aspects relating to the activities of your university Master's programme that prepare you for the job market?

average on a scale of 1-5

	2021	2023	Other WO 2023
Lecturers' current knowledge of the job market	3.14	3.24	3.18
Contacts with the job market (such as work placements and guest lecturers)	2.94	3.01	3.04
Acquiring skills that are relevant to the job market	3.00	3.00	2.91
Information provided on career options	2.77	2.88	2.81
Acquiring practical skills for entering the job market	2.48	2.51	2.62

According to Radboud alumni, the focus on career orientation could be better; a trend that can be seen among most other universities and which has been the case for alumni in the Netherlands for quite some time. **Information about job opportunities** and the **acquisition of practical skills** are rated particularly poorly. This is true for all faculties, although alumni from the **NSM** are slightly more positive.

MASTER'S PROGRAMME

Choose again and recommendation

In conclusion, would you... (% yes)

	2019	2021	2023	Other WO 2023
..., with hindsight, choose this university Master's programme again ?	79%	80%	80%	77%
... recommend this university Master's programme to friends, family or colleagues?	74%	72%	72%	74%

80% of Radboud alumni would **choose the same Master's programme again**; slightly higher than the national average. This is especially true for the **NSM** (85%), the **FoL** (84%) and the **FSS** (83%), while the **FoA** lags behind at 70%. We see similar numbers in terms of study programme recommendations: 86% of alumni from the **FoL** would **recommend the study programme to others**, while this figure is 53% for the **FoA**.

